

Prepare the Way

Edition # 70636-Z3

DRUMS

Based on Isaiah 2:4; 40:3, 4

Tom Booth

Arr. CJ

INTRO (♩ = ca. 69)

Dadd9 Cadd9/D

Dadd9 Cadd9/D

VERSE 1

Dadd9 Cadd9/D

1. Our swords will be plow - shares

Dadd9 Cadd9/D

1. and our knives will be spades

© 1982, 2007, Tom Booth. Published by spiritandsong.com®, a division of OCP, 5536 NE Hassalo, Portland, OR 97213. All rights reserved.

Dadd9 Cadd9/D

1. as we till the vine - yard of the King. —

2 2

Bm A G A

1. —

2 2 2 2 2 2 2 2

VERSE 2

Dadd9 Cadd9

2. All col - ors — will hold — hands —

2 2 2 2 2 2 2 2

Dadd9 Cadd9

2. as is done in God's — rain - bow,

2 2


Dadd9 Cadd9

2. and our song will be — free on that

2 2

Bm A G A


2. day, _____ for he shall _____ come.



REFRAIN


Dadd9 Cadd9

Pre - pare _____ the way, _____




Dadd9 Cadd9

pre - pare _____ the way, _____



1, 2 Dadd9 Cadd9


pre - pare the way _____ for the Lord, _____



Bm A G


for he shall _____ come.

1: to Interlude A 2: D.S.



Final
Dadd9 Cadd9 Bm


pre - pare the way ___ for the Lord, ___



A G A Dadd9


for he shall ___ come.

l.v. light fill




Cadd9 Dadd9 rit. Cadd9 Fine

2 l.v. Fine



INTERLUDE
Dadd9 Cadd9

2



Dadd9 Cadd9

2 l.v.



VERSE 3

Dadd9 Cadd9

3. So lev - el _____ the moun - tains. _____

2

Detailed description: This system contains the first two measures of Verse 3. The vocal line starts with a whole rest, followed by a quarter note G4, a quarter note A4, and a quarter note B4. The lyrics are "3. So lev - el _____ the moun - tains. _____". The drum line features a pattern of eighth notes with accents, starting with a snare drum on the first measure and a bass drum on the second measure. A double bar line with a repeat sign is at the end of the system, with a "2" above it.

Dadd9 Cadd9

3. Let the val - leys be filled. _____

2 2

Detailed description: This system contains the next two measures of Verse 3. The vocal line starts with a whole rest, followed by a quarter note G4, a quarter note A4, and a quarter note B4. The lyrics are "3. Let the val - leys be filled. _____". The drum line continues the pattern from the previous system. A double bar line with a repeat sign is at the end of the system, with a "2" above it.

Dadd9 Cadd9

3. Make straight _____ the path _____ for the Lord, _____

2 2

Detailed description: This system contains the next two measures of Verse 3. The vocal line starts with a whole rest, followed by a quarter note G4, a quarter note A4, and a quarter note B4. The lyrics are "3. Make straight _____ the path _____ for the Lord, _____". The drum line continues the pattern. A double bar line with a repeat sign is at the end of the system, with a "2" above it.

Bm A G A D.S.

3. _____ for he shall _____ come.

2 D.S.

Detailed description: This system contains the final two measures of Verse 3. The vocal line starts with a whole rest, followed by a quarter note G4, a quarter note A4, and a quarter note B4. The lyrics are "3. _____ for he shall _____ come." The drum line continues the pattern. A double bar line with a repeat sign is at the end of the system, with a "2" above it and "D.S." to the right.