

OCP CHORAL SERIES

for Linda Fitzpatrick

Shout Praise, Shout Praise, O Israel

Genevieve Glen, OSB

Justin Wedgewood

Acc. by Scott Soper

INTRO *With energy and spirit* (♩ = ca. 120)

Keyboard

(Optional keyboard tacet until Verse 2)

VERSE 1: Unison choir or section

1. Shout praise, shout praise, *O Is - ra - el! Come, raise a cheer - ful

C C/E F Gsus4 G F C

Text © 2001, The Benedictine Nuns of the Abbey of St. Walburga. Music © 2020, Justin Wedgewood.
Text and music published by OCP, 5536 NE Hassalo, Portland, OR 97213. All rights reserved. This edition © 2021.

*“O Israel” may be changed to “O Church of God” or “Jerusalem” in circumstances where “Israel” might be interpreted in the political sense rather than in the sense of a biblical name for all God’s people.

1. voice, For Christ is in our midst to - day:

Gsus4 G C C/E F G Am

1. Make mer - ry and re - joice! Make mer - ry and re - joice!

F G Am C/G Fmaj7 G C

VERSES 2-4

Soprano

Alto

2. The fac - es on the cit - y streets — Are tear-stained, grim and sad, —
 3. Sing out, sing out, *O Is - ra - el! — Praise God with harp and lyre, —
 4. The voic - es in the mar - ket - place — Cry doom on ev - ery side, —

Baritone

C C/E F Gsus4 G F C Gsus4 G

2. But Christ is in our midst to - day: Bid ev - ery - one be
 3. For Christ is in our midst to - day: Set ev - ery heart on
 4. But Christ is in our midst to - day: Let us in joy a -

C C/E F G Am F G

2. glad! Bid ev - ery - one be glad!
 3. fire! Set ev - ery heart on fire!
 4. bide! Let us in joy a bide!

Am C/G Fmaj7 G 1 C Final Asus4 A

VERSE 5

Descant

5. Be glad, _____ *O Is - ra - el!

5. Be glad, be glad, *O Is - ra - el! _____ Ring bells and beat the

D D/F# G Asus4 A G D

5. Ring bells and beat the drum, _____ midst to - day:

5. drum, _____ For Christ is in our midst to - day:

A sus4 A D D/F# G A Bm

5. Tell ev - ery - one to come! Tell ev - ery - one to come!

5. Tell ev - ery - one to come! _____ Tell ev - ery - one to come!

G A Bm D/A Gmaj7 A D

The musical score consists of four staves. The top two staves are vocal lines in treble clef with a key signature of one sharp (F#). The lyrics are: "5. Tell ev - ery - one to come! Tell ev - ery - one to come!". The third staff is the piano accompaniment in treble clef, and the fourth staff is the piano accompaniment in bass clef. Both piano staves feature triplets and chords. Chord symbols are placed above the piano accompaniment: G, A, Bm, D/A, Gmaj7, A, and D. A large, diagonal watermark reading "Preview" is overlaid across the entire page.

for Linda Fitzpatrick

Shout Praise, Shout Praise, O Israel

(Guitar/Vocal)

Genevieve Glen, OSB

Justin Wedgewood

INTRO *With energy and spirit* (♩ = ca. 120)

VERSES 1-4



1. Shout praise, shout praise, *O Is - ra - el! _____ Come, raise a cheer - ful
 2. The fac - es on the cit - y streets _____ Are tear - stained, grim and
 3. Sing out, sing out, *O Is - ra - el! _____ Praise God with harp and
 4. The voic - es in the mar - ket place _____ Cry doom on ev - ery



1. voice, _____ For Christ is in our midst to - day:
 2. sad, _____ But Christ is in our midst to - day:
 3. lyre, _____ For Christ is in our midst to - day:
 4. side, _____ But Christ is in our midst to - day:



1. Make mer - ry and re - jice! _____ Make mer - ry and re - jice!
 2. Bid ev - ery - one be glad! _____ Bid ev - ery - one be glad!
 3. Set ev - ery heart on fire! _____ Set ev - ery heart on fire!
 4. Let us in joy a - bide! _____ Let us in joy a -

Text © 2001, The Benedictine Nuns of the Abbey of St. Walburga. Music © 2020, Justin Wedgewood.
 Text and music published by OCP, 5536 NE Hassalo, Portland, OR 97213. All rights reserved.

*"O Israel" may be changed to "O Church of God" or "Jerusalem" in circumstances where "Israel" might be interpreted in the political sense rather than in the sense of a biblical name for all God's people.

Final **VERSE 5**

Asus4 A D D/F# G Asus4 A

4. bide! _____ 5. Be glad, be glad, *O Is - ra - el! _____

G D Asus4 A D D/F# G A Bm

5. Ring bells and beat the drum, _____ For Christ is in our midst to - day:

G A Bm D/A Gmaj7 A D

5. Tell ev - ery - one to come! _____ Tell ev - ery - one to come!

Shout Praise, Shout Praise, O Israel

(Hymn Version)

Genevieve Glen, OSB

Justin Wedgewood

Acc. by Scott Soper

Soprano Alto

1. Shout praise, shout praise, *O Is - ra - el! — Come, raise a cheer - ful
 2. The fac - es on the cit - y streets — Are tear - stained, grim and
 3. Sing out, sing out, *O Is - ra - el! — Praise God with harp and
 4. The voic - es in the mar - ket - place — Cry doom on ev - ery
 5. Be glad, be glad, *O Is - ra - el! — Ring bells and beat the

Baritone

Keyboard

C C/E F Gsus4 G F C

1. voice, — For Christ is in our midst to - day:
 2. sad, — But Christ is in our midst to - day:
 3. lyre, — For Christ is in our midst to - day:
 4. side, — But Christ is in our midst to - day:
 5. drum, — For Christ is in our midst to - day

Gsus4 G C C/E F G Am

Text © 2001, The Benedictine Nuns of the Abbey of St. Walburga. Music © 2020, Justin Wedgewood.
 Text and music published by OCP, 5536 NE Hassalo, Portland, OR 97213. All rights reserved.

*"O Israel" may be changed to "O Church of God" or "Jerusalem" in circumstances where "Israel" might be interpreted in the political sense rather than in the sense of a biblical name for all God's people.

1. Make mer - ry and re - joice! _____ Make mer - ry and re - joice!
 2. Bid ev - ery - one be glad! _____ Bid ev - ery - one be glad!
 3. Set ev - ery heart on fire! _____ Set ev - ery heart on fire!
 4. Let us in joy a - bide! _____ Let us in joy a - bide!
 5. Tell ev - ery - one to come! _____ Tell ev - ery - one to come!

The musical score consists of three systems. The first system contains the vocal melody in treble clef with triplet markings and lyrics. The second system contains the piano accompaniment in bass clef. The third system contains the piano accompaniment in treble clef with chord symbols: F, G, Am, C/G, Fmaj7, G, and C. A large 'Preview' watermark is overlaid diagonally across the page.

Textwriter Notes

The psalmists can be real noisemakers: sing, shout, dance, clap hands, play every instrument you can think of, “make a joyful noise to the Lord,” as Psalm 100 and others say in older translations. Singing psalms should sometimes be a lot of fun. We who are also Israel have very good reason to sing and shout and play with joy: Christ is in our midst today!

—Genevieve Glen, OSB

Preview

Shout Praise, Shout Praise, O Israel

PERCUSSION

Justin Wedgewood

INTRO *With energy and spirit* (♩ = ca. 120)

Conga Drums $\text{H} \frac{4}{4}$ 2

The Conga Drums part for the Intro consists of a single staff in 4/4 time. It begins with a dotted quarter note followed by an eighth note, then a quarter note, and continues with a series of eighth and quarter notes. The piece ends with a double bar line and a repeat sign, with a '2' above the staff indicating a two-measure ending.

VERSES 1-5

Conga Drums 2 2

Cabasa: Tacet until Verse 2 2 2

Claves: Tacet until Verse 3 2 2

Tambourine: Tacet until Verse 4 2 2

Cowbell: Tacet until Verse 5 2 2

The Verses 1-5 section contains five staves of percussion notation. Each staff starts with a double bar line and a repeat sign. The Conga Drums staff has a rhythmic pattern of quarter and eighth notes. The Cabasa staff has a simple quarter-note pattern. The Claves staff has a pattern of quarter notes with eighth-note accents. The Tambourine staff has a pattern of quarter notes with eighth-note accents. The Cowbell staff has a pattern of quarter notes with eighth-note accents. Each staff ends with a double bar line and a repeat sign, with a '2' above the staff indicating a two-measure ending.

2 2 2 2 2


The Final section contains five staves of percussion notation. Each staff starts with a double bar line and a repeat sign. The Conga Drums staff has a rhythmic pattern of quarter and eighth notes. The Cabasa staff has a simple quarter-note pattern. The Claves staff has a pattern of quarter notes with eighth-note accents. The Tambourine staff has a pattern of quarter notes with eighth-note accents. The Cowbell staff has a pattern of quarter notes with eighth-note accents. Each staff ends with a double bar line and a repeat sign, with a '2' above the staff indicating a two-measure ending. The section is divided into two parts: '1-4' and 'Final'.

Music © 2020, Justin Wedgewood. Published by OCP, 5536 NE Hassalo, Portland, OR 97213. All rights reserved.


Assembly Edition

SHOUT PRAISE, SHOUT PRAISE, O ISRAEL


Justin Wedgewood



1. Shout praise, shout praise, *O Is - ra - el! Come, raise a
 2. The fac - es on the cit - y streets Are tear-stained,
 3. Sing out, sing out, *O Is - ra - el! Praise God with
 4. The voic - es in the mar - ket - place Cry doom on
 5. Be glad, be glad, *O Is - ra - el! Ring bells and



1. cheer - ful voice, For Christ is in our midst to - day:
 2. grim and sad, But Christ is in our midst to - day:
 3. harp and lyre, For Christ is in our midst to - day:
 4. ev - ery side, But Christ is in our midst to - day:
 5. beat the drum, For Christ is in our midst to - day



1. Make mer - ry and re - joice! Make mer - ry and re - joice!
 2. Bid ev - ery - one be glad! Bid ev - ery - one be glad!
 3. Set ev - ery heart on fire! Set ev - ery heart on fire!
 4. Let us in joy a - bide! Let us in joy a - bide!
 5. Tell ev - ery - one to come! Tell ev - ery - one to come!

Text: Genevieve Glen, OSB, © 2001. The Benedictine Nuns of the Abbey of St. Walburga. Music © 2020, Justin Wedgewood.
 Text and music published by OCP, 5536 NE Hassalo, Portland, OR 97213. All rights reserved.

****“O Israel” may be changed to “O Church of God” or “Jerusalem” in circumstances where “Israel” might be interpreted in the political sense rather than in the sense of a biblical name for all God’s people.**

For reprint permissions, please visit OneLicense.net or contact us at 1-800-663-1501.

