

Open Our Eyes

Based on *Ever Young in Christ*,
a pastoral letter from Bishop Stephen E. Blaire

Rodolfo López and Estela García-López

INTRO (♩ = ca. 118)

E(no3) Emaj7(no3) F#m7/E D/E A/E

E(no3) Emaj7(no3) F#m7/E D/E A/E *sim.*

1. We are

VERSE 1

E B A F#m

1. young, we are bro - ken, and we long to find our place. Send your

E B A B

1. Spir - it, form in us vi - sions filled with mer - cy and your grace.

C#m7 G#m

1. Give us your words to un - der - stand, to bring your

A add9 F#m7 E B

1. prom - ise to this land. Faith - ful to your com - mand,

Open Our Eyes, cont. (2)

Melody

1. we'll take a stand! O - pen our

Harmony

F#m7 A add9

Detailed description: This system contains the first two staves of music. The top staff is labeled 'Melody' and the bottom staff is labeled 'Harmony'. The key signature has three sharps (F#, C#, G#). The melody starts with a triplet of eighth notes, followed by a quarter note, a dotted half note, and another triplet of eighth notes. The lyrics '1. we'll take a stand! O - pen our' are written below the melody. The harmony consists of chords: F#m7 and A add9. A large watermark 'DRUM' is visible across the page.

REFRAIN

E B F#m7 A add9

eyes to see you more clear - ly in ev - ery-thing we do.

Detailed description: This system contains the first two staves of the refrain. The top staff is labeled 'Melody' and the bottom staff is labeled 'Harmony'. The key signature has three sharps. The melody starts with a quarter rest, followed by eighth notes, a quarter note, and a dotted quarter note. The lyrics 'eyes to see you more clear - ly in ev - ery-thing we do.' are written below the melody. The harmony consists of chords: E, B, F#m7, and A add9. A large watermark 'DRUM' is visible across the page.

E B F#m7

O - pen our hearts to love you more deep - ly, to burn with love

Detailed description: This system contains the second two staves of the refrain. The top staff is labeled 'Melody' and the bottom staff is labeled 'Harmony'. The key signature has three sharps. The melody starts with a quarter rest, followed by eighth notes, a quarter note, and a dotted quarter note. The lyrics 'O - pen our hearts to love you more deep - ly, to burn with love' are written below the melody. The harmony consists of chords: E, B, and F#m7. A large watermark 'DRUM' is visible across the page.

A add9 F#m7 Emaj7

for you. Lead us, Lord, we will fol - low you; we'll

Oo, we'll

Detailed description: This system contains the final two staves of the refrain. The top staff is labeled 'Melody' and the bottom staff is labeled 'Harmony'. The key signature has three sharps. The melody starts with a quarter rest, followed by eighth notes, a quarter note, and a dotted quarter note. The lyrics 'for you. Lead us, Lord, we will fol - low you; we'll Oo, we'll' are written below the melody. The harmony consists of chords: A add9, F#m7, and Emaj7. A large watermark 'DRUM' is visible across the page.

Open Our Eyes, cont. (3)

A add9 D F#m7

take your words to the ends of the earth. Let us bring the mean-

Oo,

Emaj7/G# A add9 D B

- ing of your deeds to all the world. O - pen our

E(no3) Emaj7(no3) F#m7/E D/E A/E E(no3) Emaj7(no3)

eyes. O - pen our eyes.

F#m7/E D/E 1, 2 A/E Final A/E E Fine

to Verses 2, 3

2. We are
3. We are

VERSES 2, 3

E B A F#m

(2. We are) old and for-got - ten, and we long to see your face.
(3. We are) per-fect im-per-fec - tions, lim - it - ed by sin and shame.

Open Our Eyes, cont. (4)

E B

2. ___ Send your Spir - it, ___ Lord, ___ make us dream ___ a - gain; ___
 3. ___ We lack sus - te - nance ___ that your word ___ pro - vides ___

A B C#m7

2. fill us with your love ___ and grace. ___ In our ___ strug - gles and ___
 3. and re - proach your ho - ly name. ___ Set us a - blaze with your ___

G#m Aadd9 F#m7

2. ___ our strife ___ we find ___ mean - ing and ___ new life. ___
 3. ___ com - mands, ___ to be dis - ci - ples to ___ all lands; ___

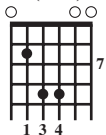
E B

2. ___ May our ___ fi - nal breath ___ praise your name ___
 3. ___ im - a - ges ___ of your liv - ing ___ word, ___

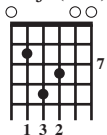
F#m7 Aadd9 D.S.

2. ___ with no re - gret! ___ } O - pen our
 3. ___ pro - claimed to the world! ___ }

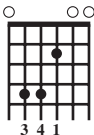
E(no3)



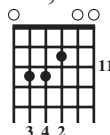
Emaj7(no3)



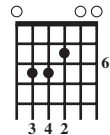
F#m7/E



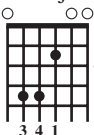
*D#m7/E



A/E



Emaj7



*This chord can be played in place of D/E.