

OCP Choral Series

You Are The Healing

for Assembly, Cantor, SSATB Choir, Keyboard, and Guitar

Scott Soper

INTRO: With a gospel swing (♩ = ca. 80 ♩ = $\frac{3}{4}$)

Keyboard

VERSES 1 & 2:

Cantor:

1. Je - sus, you are the heal - ing, you came to make us whole a - gain.
2. Je - sus, you are the free - dom, you break the chains that bind - us.

1. Je - sus, you are the heal - ing, come show us how to live.
2. Je - sus, you are the free - dom, come show us how to live.

© 1992, OCP. All rights reserved.

Soprano/Melody

Alto

1. Je - sus, you are the heal - ing, Je - sus, you are the heal - ing,
2. Je - sus, you are the free - dom, Je - sus, you are the free - dom,

Tenor

Bass

1. Je - sus, you are the heal - ing, come show us how to live,
2. Je - sus, you are the free - dom, come show us how to live.

1 *D.S.* 2

VERSE 3:

Cantor:

3. Je - sus, you are the pow - er, you tri - umph o - ver sin and death.

3. Je - sus, you are the pow - er, come show us how to live.

This system contains a vocal line in the upper staff and piano accompaniment in the lower staff. The key signature has one flat (B-flat), and the time signature is 4/4. The lyrics are: "3. Je - sus, you are the pow - er, come show us how to live."

Soprano/Melody

Alto
3. Je - sus, you are the pow - er, Je - sus, you are the pow - er,

Tenor

Bass

This system features three vocal parts: Alto, Tenor, and Bass, along with piano accompaniment. The lyrics for the Alto part are: "3. Je - sus, you are the pow - er, Je - sus, you are the pow - er,". The piano accompaniment includes a triplet in the bass line.

3. Je - sus, you are the pow - er, come show us how to live.

This system continues the vocal and piano parts from the previous system. The lyrics are: "3. Je - sus, you are the pow - er, come show us how to live." The piano accompaniment concludes with a key signature change to two sharps (F# and C#).

VERSE 4:

Cantor:

4. Je-sus, the res-ur-rec-tion, you raise us to e-ter-nal life.

4. Je-sus, the res-ur-rec-tion, come show us how to live.

Soprano I

4. Je-sus, O Je-sus, O Je-sus, O

Soprano II/Melody

4. Je-sus, the res-ur-rec-tion, Je-sus, the res-ur-rec-tion,

Alto

4. Je-sus, the res-ur-rec-tion, Je-sus, the res-ur-rec-tion,

Tenor

4. Je-sus, O Je-sus, O

Bass

4. Je-sus, the res-ur-rec-tion, Je-sus, the res-ur-rec-tion,

4. Je-sus, the res-ur-rec-tion, Je-sus, the res-ur-rec-tion,

4. Je - sus, Je - sus, come show us how to live.

4. Je - sus, the res - ur - rec - tion, come show us how to live.

4. Je - sus, O Je³ - sus, come show us how to live. n.b.

4. Je - sus, the res - ur - rec - tion, come show us how to live.

The first system contains four vocal staves and a piano accompaniment. The vocal parts are in G major. The piano accompaniment features a steady bass line and chords in the right hand. A large watermark is visible across the score.

rit. 4. Je - sus, the res - ur - rec - tion, *rall.* come show us how to live.

rit. 4. Je - sus, the res - ur - rec - tion, *rall.* come show us how to live.

rit. 4. Je - sus, the res - ur - rec - tion, *rall.* come show us how to live.

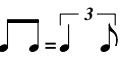
rit. 4. Je - sus, the res - ur - rec - tion, *rall.* come show us how to live.

The second system continues the vocal and piano parts. It includes performance markings such as *rit.* (ritardando) and *rall.* (rallentando). A triplet of notes is marked with a '3' above it. The piano accompaniment concludes with a final chord. A large watermark is visible across the score.

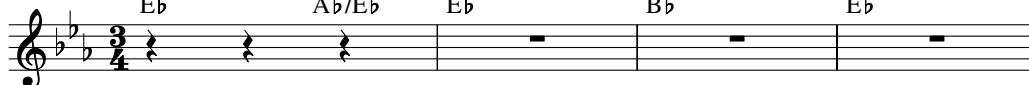
You Are The Healing

(Guitar/Vocal)

Scott Soper

INTRO: With a gospel swing (♩ = ca. 80) 

Capo 3: (C) (F/C) (C) (G) (C)
 Eb Ab/Eb Eb Bb Eb




(C7) (F) (D7/F#) (C/G) (G7) (C) (F)
 Eb7 Ab F7/A Eb/Bb Bb7 Eb Ab



VERSES 1 & 2:


(C) (F/C) (C) (G) (C)
 Eb Ab/Eb Eb Bb Eb

Cantor:



1. Je - sus, you are the heal - ing, you came to make us whole a - gain.
 2. Je - sus, you are the free - dom, you break the chains that bind — us.


(C7) (F) (D7/F#) (C/G) (G7) (C) (F/C)
 Eb7 Ab F7/A Eb/Bb Bb7 Eb Ab/Eb



1. Je - sus, you are the heal - ing, come show us how to live.
 2. Je - sus, you are the free - dom, come show us how to live.


(C) (F/C) (C) (G) (C)
 Eb Ab/Eb Eb Bb Eb

All:



1. Je - sus, you are the heal - ing, Je - sus, you are the heal - ing,
 2. Je - sus, you are the free - dom, Je - sus, you are the free - dom,

(C7) (F) (D7/F#) (C/G) (G7) 1 (C) (F/C) 2 (C) (A7)
 Eb7 Ab F7/A Eb/Bb Bb7 Eb Ab/Eb D.S. Eb C7




1. Je - sus, you are the heal - ing, come show us how to live.
 2. Je - sus, you are the free - dom, come show us how to 2. live.

VERSE 3:

(D) (G/D) (D) (A) (D) (G/D)
 F Bb/F F C F Bb/F

Cantor:



3. Je - sus, you are the pow - er, you tri - umph o - ver sin and death. —

(D) (D7) (G) (E7/G#) (D/A) (A7) (D) (G/D)
 F F7 Bb G7/B F/C C7 F Bb/F

3. Je - sus, you are the pow - er, come show us how to live.

(D) (G/D) (D) (A) (D) (G/D)
 F Bb/F F C F Bb/F

All:

3. Je - sus, you are the pow - er, Je - sus, you are the pow - er, —

(D) (D7) (G) (E7/G#) (D/A) (A7) (D) (B7)
 F F7 Bb G7/B F/C C7 F D7

3. Je - sus, you are the pow - er, come show us how to live.

VERSE 4:

(E) (A/E) (E) (B) (E) (A/E)
 G C/G G D G C/G

Cantor:

4. Je - sus, the res - ur - rec - tion, you raise us to e - ter - nal life. —

(E) (E7) (A) (F#7/A#) (E/B) (B7) (E) (A/E)
 G G7 C A7/C# G/D D7 G C/G

4. Je - sus, the res - ur - rec - tion, come show us how to live.

(E) (A/E) (E) (B) (E) (A/E)
 G C/G G D G C/G

All:

4. Je - sus, the res - ur - rec - tion, Je - sus, the res - ur - rec - tion, —

(E) (E7) (A) (F#7/A#) (E/B) (B7) (E) (A/E)
 G G7 C A7/C# G/D D7 G C/G

4. Je - sus, the res - ur - rec - tion, come show us how to live.

(E) (E7) (A) (F#7/A#) (E/B) (B7) (E)
 G G7 C A7/C# G/D D7 G

rit., *rall.*


4. Je - sus, the res - ur - rec - tion, come show us how to live.

Assembly Edition


YOU ARE THE HEALING

Scott Soper

Cantor:




1. Je-sus, you are the heal - ing, you came to make us whole a - gain.
2. Je-sus, you are the free - dom, you break the chains that bind _ us.
3. Je-sus, you are the pow - er, you tri - umph o - ver sin and death.
4. Je-sus, the res - ur - rec - tion, you raise us to e - ter - nal life.




1. Je-sus, you are the heal - ing, come show us how to live.
2. Je-sus, you are the free - dom, come show us how to live.
3. Je-sus, you are the pow - er, come show us how to live.
4. Je-sus, the res - ur - rec - tion, come show us how to live.

All:



1. Je - sus, you are the heal - ing,	Je - sus, you are the heal - ing,
2. Je - sus, you are the free - dom,	Je - sus, you are the free - dom,
3. Je - sus, you are the pow - er,	Je - sus, you are the pow - er,
4. Je - sus, the res - ur - rec - tion,	Je - sus, the res - ur rec - tion,



1. Je - sus, you are the heal - ing, come show us how to live.
2. Je - sus, you are the free - dom, come show us how to live.
3. Je - sus, you are the pow - er, come show us how to live.
4. Je - sus, the res - ur - rec - tion, come show us how to live.

© 1992, OCP. All rights reserved.

For reprint permissions, please visit OneLicense.net or contact us at 1-800-663-1501.

Performance Notes

Set in a powerful gospel style, this song names Jesus by the ways he brings hope and promise into our lives and “shows us how to live.” It could be used as a Gathering Song or Sending Forth, as well as part of liturgies of healing, penance, or Christian Initiation. This piece should start softly, perhaps even *a cappella*, and then build to a strong conclusion.

Additional verses could easily be written for other occasions, with the assembly's “refrains” or responses adjusted accordingly. For example, the following could be used for the first two Scrutinies:

“Jesus, the living water, in you we'll never thirst again. . .”

“Jesus, the light of justice, you free us from our blindness. . .”

The final verse of this printed arrangement, “Jesus, the resurrection. . .,” could be used for the Third Scrutiny.

Be creative in adapting other verses as needed!